

ENDU[®]MILE LHD

LONG HAUL DRIVE TIRE



Copyright © 2023 Apollo Tires

APOLLO TIRES (US) INC.
6 Concourse Parkway Building 6
Suite 2920
Atlanta, GA 30328
+1 (877) 234 0867
contact.us@apollotyres.com



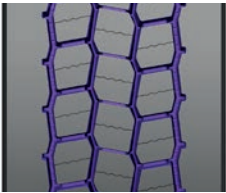
ENDU[®]MILE LHD

A LONG HAUL DRIVE TIRE THAT DELIVERS EXCELLENT MILEAGE AND ENHANCED FUEL EFFICIENCY



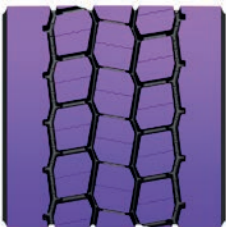
PRODUCT CODE	TIRE SIZE	PLY RATING	LOAD RANGE	LOAD INDEX	SPEED SYMBOL	OVERALL DIAMETER (INCH)	SECTION WIDTH (INCH)	ORIGINAL TREAD DEPTH (1/32")	STATIC LOADED RADIUS (INCH)	RECOMMENDED RIM WIDTH (INCH)	ALTERNATE RIM WIDTH (INCH)	TIRE WEIGHT		LOAD DETAILS (LBS)	
												LBS	KG	SINGLE	DUAL
2023301	295/75R22.5	14	G	144/141	L	40.3	11.4	23	18.7	9.00	8.25	126.7	57.5	6175 lbs @ 110 psi	5675 lbs @ 110 psi
2023300	295/75R22.5	16	H	149/146	L	40.3	11.4	23	18.7	9.00	8.25	126.7	57.5	7160 lbs @ 123 psi	6610 lbs @ 123 psi

1 EXCELLENT TRACTION



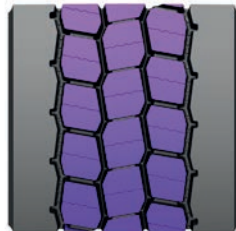
Twist & tapered groove & notch design in the shoulder for optimized & consistent traction.

2 ADVANCED TREAD DESIGN



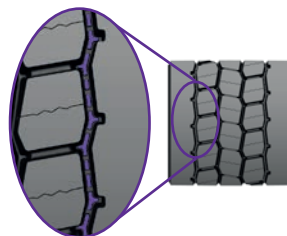
Hexa block tread design ensuring uniform wear pattern.

3 MILEAGE PERFORMANCE



Higher rubber volume and voids for enhanced mileage performance.

4 GROOVE PROTECTION / RETREADABILITY



Distinct groove protector to reduce stone drilling and increased retreads.