



YOUR GUIDE TO EXCEPTIONAL PERFORMANCE

apollo
TYRES



**LIGHT COMMERCIAL VEHICLES
LCV/SCV/PICKUP**

GO THE DISTANCE WITH APOLLO

www.apollotyres.com; Follow us on



CATEGORY



LCV



PICKUP



SCV



LCV





LCV **RADIAL TYRES**



ENDURANCE RA

TUBE TYPE

ENDURANCE RA 17.5

TUBELESS

ENDUTRAX MA2

TUBELESS

STEER / ALL WHEEL



ENDURANCE LD

TUBE TYPE



ENDURANCE RD

TUBELESS

DRIVE



ENDURANCE RT

TRAILER





**LCV
BIAS TYRES**



VIHAAN RIB

STEER



VIHAAN LUG



VIHAAN LUG HD

DRIVE



PICKUP



PICKUP →
RADIAL TYRES
..... →



ENDUMAXX LT

— ALL WHEEL —



PICKUP →
BIAS TYRES



BHIM RIB



VIHAAN RIB

STEER



BHIM LUG



VIHAAN LUG




VIHAAN LUG HD

DRIVE



SCV





SCV —————>
RADIAL TYRES
.....>



ENDUMAXX LT

————— ALL WHEEL —————





SCV _____>
BIAS TYRES
.....>




BHIM RIB

————— **STEER** —————



BHIM LUG

————— **DRIVE** —————



LCV RADIAL

Cord Tension optimization technology for long term durability

Pattern design and rubber mass distribution for superior mileage technology


Contact Pressure Optimization for Uniform wear



ENDURACE RA

TUBE TYPE

Size	Ply Rating	Load Index	SS	Overall Diameter mm	Rim Width inch	Section Width mm	Inflation Pressure	
							psi	kPa
7.00 R16	14	118/113	M	791	5.5x16	205	105	725
7.50 R16	16	124/120	M	806	6.0x16	217	115	795
8.25 R16	16	129/127	M	852	6.0x16	239	115	795



LCV RADIAL

Uniform contact pressure and rubber distribution for mileage



Cord Tension Optimization technology for long term durability



Load bearing technology for enhanced life and better durability



ENDURANCE LD

TUBETYPE

Size	Ply Rating	Load Index	SS	Overall Diameter mm	Rim Width inch	Section Width mm	Inflation Pressure	
							psi	kPa
7.50 R16	16	124/120	M	814	6.0x16	215	115	795
8.25 R16	16	129/127	M	857	6.0x16	238	115	795



LCV RADIAL

Carcass durability maximization for multilife performance

Harnessing the power of rubber for superior mileage

Harnessing the power of reinforcement for superlative carcass strength for load and speed



ENDURANCE RD

TUBELESS

Size	Ply Rating	Load Index	SS	Overall Diameter mm	Rim Width inch	Section Width mm	Inflation Pressure	
							psi	kPa
215/75 R17.5	14	126/124	M	769	6.0x17.5	208	102	700
225/75 R17.5	14	129/127	M	785	6.75x17.5	226	105	725
235/75 R17.5	14	132/130	M	803	6.75x17.5	236	112	775
245/70 R17.5	14	136/134	M	793	7.5x17.5	246	123	850



LCV RADIAL

Enhanced tyre life and performance

Best Contact pressure optimization for superior wear characteristics


Superior grip and safety



ENDURANCE RA 17.5

TUBELESS

Size	Ply Rating	Load Index	SS	Overall Diameter mm	Rim Width inch	Section Width mm	Inflation Pressure	
							psi	kPa
215/75 R17.5	14	126/124	M	769	6.0x17.5	208	102	700
225/75 R17.5	14	129/127	M	783	6.75x17.5	226	105	725
235/75 R17.5	14	132/130	M	803	6.75x17.5	236	112	775
245/70 R17.5	14	136/134	M	791	7.5x17.5	247	123	850
9.5 R17.5	14	129/127	L	843	6.75x17.5	237	110	750



LCV RADIAL

Maximum casing durability compared to best in class competitors

Maximum rib stability and control

Best Contact pressure optimization for maximum wear characteristics



ENDURACE RT

Size	Ply Rating	Load Index	SS	Overall Diameter mm	Rim Width inch	Section Width mm	Inflation Pressure	
							psi	kPa
215/75 R17.5	16	135/133	J	769	6.0x17.5	212	123	850
235/75 R17.5	16	143/141	J	800	6.75x17.5	236	125	875
245/70 R17.5	16	143/141	J	789	7.5x17.5	247	125	875



LCV RADIAL

Zig-Zag wide shoulder and center grooves for traction and control


Notches functions for extra traction and grip

Stone ejectors prevent from stone drilling and penetration giving extra protection to carcass



ENDUTRAX MA2

Size	Ply Rating	Load Index	SS	Overall Diameter mm	Rim Width inch	Section Width mm	Inflation Pressure	
							psi	kPa
7.50R16	12	120/116	N	812	6.0x16	215	95	650



LCV BIAS

Superior tread compound for high mileage



VIHAAN RIB

New generation ply compounds for Enhanced heat ageing resistance



VIHAAN LUG

More rubber mass on the wear zone to maximize mileage

Size	Ply Rating	Load Index/SS	Overall Diameter mm	Rim Width inch	Section Width mm	Inflation Pressure psi
7.00-16 Vihaan Rib	14	118/113	804	5.5	201	100
7.50-16 Vihaan Rib	16	124/120	826	6	215	110
8.25-16 Vihaan Rib	16	129/127	862	6.5	232	110
7.00-16 Vihaan Lug	14	118/113	806	5.5	200	100
7.50-16 Vihaan Lug	16	124/120	838	6	216	110
8.25-16 Vihaan Lug	16	129/127	864	6.5	235	110



LCV BIAS

Strong casing for better durability in heavy duty application


Stronger bead package for carrying higher load

Superior tread compound for high mileage



VIHAAN LUG HD

Size	Ply Rating	Load Index/SS	Overall Diameter mm	Rim Width inch	Section Width mm	Inflation Pressure psi
7.00-16	14	118/113	806	5.5	200	100
8.25-16	18	130/128	864	6.5	235	115



PICKUP RADIAL

Zig Zag grooves for better wet and dry traction

Better heat dissipation in long running

Stiffened blocks for cornering capabilities wider shoulder reduces uneven wear



ENDUMAXX LT

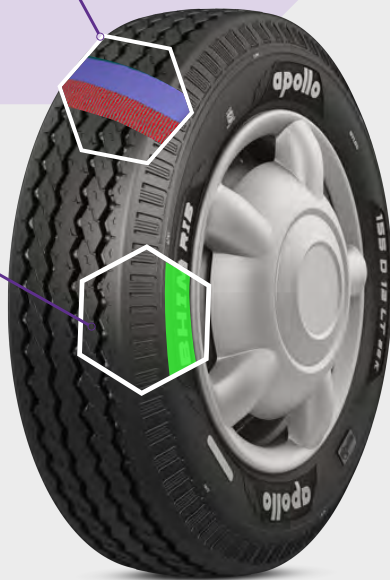
Size	Ply Rating	Load Index/SS	Overall Diameter mm	Rim Width inch	Section Width mm	Inflation Pressure psi
165 R14	8	97/95/R	624±5	4.5Jx13	167±4	65
185 R14	10	107/105/R	653±5	5.5Jx14	192±4	83
195 R15	8	107/105/R	696±5	5.5Jx15	197±4	65
215/75R16	10	116/114/S	728±5	6.0Jx16	218±4	76
215/75R15	8	115/113/S	704±5	6.0Jx15	217±4	87
7.00 R15	12	114/109/Q	752x5	5.5Fx15	211±4	95



PICKUP BIAS

Bigger and bulkier tyre for heavy load application

Reinforced bead support to prevent rim digging




BHIM RIB

Optimized tyre footprint based on actual market condition for better mileage and durability



BHIM LUG

Size	Ply Rating	Load Index/SS	Overall Diameter mm	Rim Width inch	Section Width mm	Inflation Pressure psi
165 D14 Bhim Rib	8	97	630	4.5	167	65
185 D14 Bhim Rib	8	102/100	655	5.5	188	65
215 D14 Bhim Rib	10	116/113	714	6	222	75
195 D15 Bhim Rib	8	102/99	710	5.5	195	60
165 D14 Bhim Lug	8	97	628	4.5	167	65
185 D14 Bhim Lug	8	102/100	658	5.5	188	65
215 D14 Bhim Lug	10	116/113	714	6	222	75



PICKUP BIAS

Superior tread compound for high mileage



VIHAAN RIB


Bigger and bulkier tyre for heavy load application



Stronger bead package for carrying higher load

VIHAAN LUG

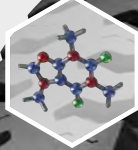
Size	Ply Rating	Load Index/SS	Overall Diameter mm	Rim Width inch	Section Width mm	Inflation Pressure psi
7.00-15 Vihaan Rib	12	114/109	778	5.5	204	90
7.00-15 Vihaan Lug	12	114/109	780	5.5	204	90




PICKUP BIAS

TO BE USED ONLY IN TWO PIECE RIM APPLICATION

Superior tread compound for high mileage




Stronger bead package for carrying higher load



VIHAAN LUG HD

Size	Ply Rating	Load Index/SS	Overall Diameter mm	Rim Width inch	Section Width mm	Inflation Pressure psi
7.00-15 Vihaan Lug HD	12	114/109	780	5.5	204	90

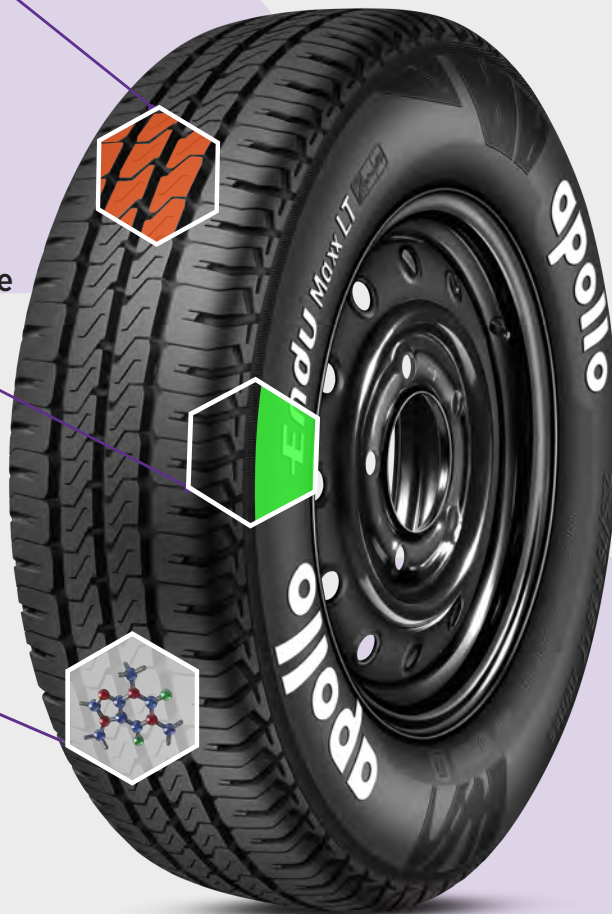


SCV RADIAL

Stiffened Blocks for cornering capabilities and wider shoulder reduces uneven wear


Modified flange area for uniform contact pressure and improved bead durability

Cooler running compound for better heat dissipation in long running



ENDUMAXX LT

Size	Ply Rating	Load Index/SS	Overall Diameter mm	Rim Width inch	Section Width mm	Inflation Pressure psi
145 R12	8	86/84/R	538±5	4.0Jx12	145±4	65
155 R12	8	88/86/Q	558±5	4.5Jx12	156±4	65
155 R13	8	90/89/R	585±5	4.5Jx13	157±4	65

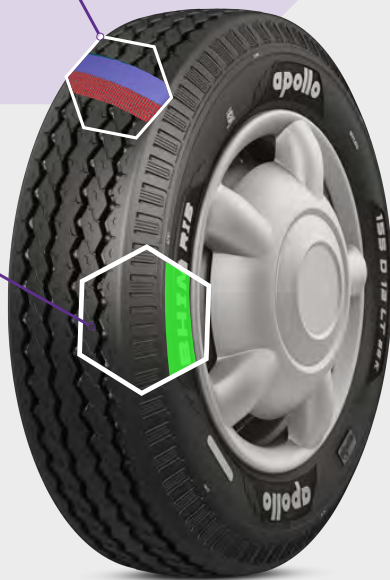


SCV BIAS

Bigger and bulkier tyre for heavy load application

New generation high mileage tread compound

Strong casing & bead designed for better durability



BHIM RIB



BHIM LUG

Size	Ply Rating	Load Index/SS	Overall Diameter mm	Rim Width inch	Section Width mm	Inflation Pressure psi
155 D12 Bhim Rib	8	88	562	4.5	160	65
165 D12 Bhim Rib	8	89	575	4.5	169	65
165 D13 Bhim Rib	8	94	604	4.5	165	65
155 D12 Bhim Lug	8	88	566	4.5	160	65
165 D12 Bhim Lug	8	89	579	4.5	167	65
165 D13 Bhim Lug	8	94	607	4.5	165	65

